

WILDERNESS SYSTEMS

2010 /2011 PRODUCT GUIDE



Distributed in Australia by:

PaddlePro

www.paddlepro.com.au





CHASING PERFECTION

ESCAPING THE LIGHTS AND NOISE FOR THE BRILLIANT COLOURS AND SMOOTH LANDSCAPES OF THE WIDE-OPEN; YOU'VE FOUND PERFECTION.

It's only fitting that you choose a kayak designed to match. Since 1986, Wilderness Systems has been chasing that same perfection. Innovative designs tuned for performance, premium outfitting, and stunning quality have made these boats among the most acclaimed paddling experiences in the world. From new entrants to seasoned experts, Wilderness Systems kayaks are designed to get you where you want to be, more often—on the water.







RIPPER



WILDERNESS SYSTEMS RECREATIONAL BOATS

For the ultimate experience on the water, you won't forfeit comfort for performance. That's why Wilderness Systems' best-selling recreational boats are unlike any other in the market. While being stable and manageable, these kayaks don't sacrifice their exciting technical capabilities. For lakes or slow-moving rivers, novice users get a world-class ride while advanced users can take advantage of performance design features for more speed and tracking. Turn the perfect day into the ride of a lifetime.

RIPPER

The ultimate maritime play machine, the rockered hull is great for surf, sun, even lakes and ponds. Surprisingly stable for its class, especially for smaller paddlers.

SPECIFICATIONS

| | | | |
|--------|-------------|----------|-------------------|
| Length | 8' / 244 cm | Weight | 41 lbs. / 19 kg |
| Width | 30" / 76 cm | Capacity | 225 lbs. / 102 kg |

FEATURES

- Comfort Seating System Backrest with Molded-In Seat
- Molded-In Footwells
- Rubber Midship Hatch
- Tankwell with Bungee
- Soft Touch Handles
- Molded-In Side Handles
- Cup Holder

COLOURS



RECREATIONAL

PAMLICO

Best selling performance recreational kayak – Multi-chined hull tracks straight with speed - Premium outfitting for all-day comfort - Roomy cockpit - Stable and manageable design

PUNGO



PAMILCO 135T

This best-selling tandem offers performance for pairs, and converts with surprising ease to solo use for a great day on the water.

SPECIFICATIONS

| | | | |
|--------|----------------|----------|-------------------|
| Length | 13'6" / 411 cm | Weight | 69 lbs. / 31 kg |
| Width | 31" / 79 cm | Capacity | 500 lbs. / 227 kg |

FEATURES

- Phase 3 Lite Seating System
- Slidelock Footbrace System
- 8" Orbix Stern Hatch
- Deck Rigging
- Comfort Carry Handles
- Rudder Ready

COLOURS



Also available:

PAMILCO 135T w/ RUDDER

PUNGO 120

The Pungo features an impressive balance of manageability, stability, speed, and comfort. Ample storage capacity, yet light enough to handle with ease.

SPECIFICATIONS

| | | | |
|--------|--------------|----------|-------------------|
| Length | 12' / 366 cm | Weight | 49 lbs. / 22 kg |
| Width | 29" / 74 cm | Capacity | 325 lbs. / 147 kg |

FEATURES

- Phase 3 Seating System
- Knee Pad with Inner/Outer Cockpit Brace Options
- Slidelock Footbrace System
- Oval Orbix Stern Hatch
- Deck Rigging
- Comfort Carry Handles
- Stern Bulkhead
- Kayak Konsole

COLOURS



PUNGO 120 ULTRALITE

Lightweight plastic with no loss in stiffness offers livelier speed and maneuverability. The striking finish makes the all-new Pungo dashing both in and out of the water.

SPECIFICATIONS

| | | | |
|--------|--------------|----------|-------------------|
| Length | 12' / 366 cm | Weight | 40 lbs. / 18 kg |
| Width | 29" / 74 cm | Capacity | 325 lbs. / 147 kg |

FEATURES

- Phase 3 Seating System
- Vacuum Formed Seat
- Thigh and Knee Padding
- SlideLock Foot Brace System
- Orbix Stern Hatch
- Molded Bulkhead
- Bungee Deck Rigging
- Comfort Carry Handles

COLOURS





TARPON 100

Versatile sit-on-top offers stunning performance for surf play, ponds, lakes, and bays. Larger tankwell boasts even more capacity than previous 14-foot models.

SPECIFICATIONS

| | | | |
|--------|---------------|----------|-------------------|
| Length | 10' / 305 cm | Weight | 55 lbs. / 25 kg |
| Width | 30.5" / 77 cm | Capacity | 325 lbs. / 147 kg |

FEATURES

- Phase 3 SOT Seating System
- Keepers Footbrace System
- 8" Orbix Bow Hatch
- 8" Orbix Midship Hatch
- Tankwell w/ Bungee
- Side Carry Handles with Paddle /Rod Holder
- Comfort Carry Handles
- Tarpon Storage Pockets
- SlideTrax System

COLOURS



TARPON 120

The most popular Tarpon ever, due to its efficient size, is rigged for adventure. The horizon is now broader with increased capacity and innovative outfitting.

SPECIFICATIONS

| | | | |
|--------|----------------|----------|-------------------|
| Length | 12'3" / 373 cm | Weight | 64 lbs. / 29 kg |
| Width | 30" / 76 cm | Capacity | 350 lbs. / 159 kg |

FEATURES

- Phase 3 SOT Seating System
- Keepers Footbrace System
- Large Oval Orbix Bow Hatch
- 8" Orbix Midship Hatch
- Tankwell w/ Bungee
- Side Carry Handles with Paddle /Rod Holder
- Comfort Carry Handles
- Tarpon Storage Pockets
- SlideTrax System
- Rudder Ready

COLOURS



Retrofit Rudder Kit available



TARPON 120 ULTRALITE

The Ultralite material offers composite-like weight with the rotomolded kayak durability in a Tarpon package. Easy access to gear and manageable size redefines pleasure.

SPECIFICATIONS

| | | | |
|--------|--------------|----------|-------------------|
| Length | 12' / 366 cm | Weight | 43 lbs. / 20 kg |
| Width | 30" / 76 cm | Capacity | 350 lbs. / 159 kg |

FEATURES

- Harmony Deluxe SOT Seat
- Keepers Foot Brace System
- Orbix Bow and Midship Hatches,
- Midship Storage with Deck Plate
- Tankwell with Bungee
- Bungee Deck Rigging
- Comfort Carry Handles
- Side Carry Handles with Paddle Holder
- Gear Tray
- Self-Bailing Scupper Holes

COLOURS



Retrofit Rudder Kit available

RECREATIONAL

TARPON SERIES

Versatile use sit-on-top - Generous tankwell sizing - Excellent paddling performance - SlideTrax outfitting system - Orbix locking hatches - Stable design - Dry ride



TARPON 130T

Proving that a roomy tandem doesn't have to sacrifice solid performance; this sit-on-top can fit almost any team comfortably, even a team of one.

SPECIFICATIONS

| | | | |
|--------|--------------|----------|-------------------|
| Length | 13' / 396 cm | Weight | 71 lbs. / 32 kg |
| Width | 34" / 86 cm | Capacity | 550 lbs. / 249 kg |

FEATURES

- Supportive Backrests
- Comfort Seating System
- Molded Footbrace System
- 2- 6" Midship Hatches
- Tankwell w/ Bungee
- Side Carry Handles with Paddle /Rod Holder
- Soft Touch Handles

COLOURS



TARPON 140W/RUDDER

Engineered to maintain stability and glide while extending gear capacity. Rudder allows for versatile use in windy or rougher conditions.

SPECIFICATIONS

| | | | |
|--------|--------------|----------|-------------------|
| Length | 14' / 427 cm | Weight | 73 lbs. / 33 kg |
| Width | 28" / 71 cm | Capacity | 375 lbs. / 170 kg |

FEATURES

- Phase 3 SOT Seating System
- Keepers Footbrace System
- Large Oval Orbix Bow Hatch
- 8" Orbix Midship Hatch
- Tankwell w/ Bungee
- Side Carry Handles with Paddle /Rod Holder
- Comfort Carry Handles
- Tarpon Storage Pockets
- SlideTrax System
- Rudder

COLOURS



TARPON 160W/RUDDER

The ultimate destination kayak boasts the most design enhancements of the line - more capacity, speed, and a drier ride. Don't compromise comfort for performance.

SPECIFICATIONS

| | | | |
|--------|--------------|----------|-------------------|
| Length | 16' / 488 cm | Weight | 75 lbs. / 34 kg |
| Width | 28" / 71 cm | Capacity | 375 lbs. / 170 kg |

FEATURES

- Phase 3 SOT Seating System
- Keepers Footbrace System
- Large Oval Orbix Bow Hatch
- 8" Orbix Midship Hatch
- Tankwell w/ Bungee
- Side Carry Handles with Paddle /Rod Holder
- Comfort Carry Handles
- Tarpon Storage Pockets
- SlideTrax System
- Rudder

COLOURS





WILDERNESS SYSTEMS TOURING BOATS

You want a touring kayak that has capabilities as diverse as your outdoor lifestyle, without limitations. You need both the stability of a recreational boat and the comfort, speed, and tracking expected in a touring series. Wilderness Systems' unique V-hull design is multi-chined to give both novice paddlers and advanced users the control they desire. And everyone will find the perfect sized kayak length and overall fit from an extensive selection of sizes, all outfitted with the patented and amazingly comfortable Phase 3 seating system.



TSUNAMI 120

Mid-range cockpit size with shorter length is versatile for day to weekend trips in streams to coastal regions to large lakes.

SPECIFICATIONS

| | | | |
|--------|---------------|----------|-------------------|
| Length | 12' / 366 cm | Weight | 50 lbs. / 23 kg |
| Width | 25.5" / 65 cm | Capacity | 275 lbs. / 125 kg |

FEATURES

- Phase 3 Seating System
- Adjustable Padded Thigh Braces
- Slidelock Footbrace System
- 10" Bow Hatch
- Large Oval Domed Stern Hatch
- Bunjee Deck Rigging
- Soft Touch Handles
- Bow and Stern Bulkheads
- Paddle Holder

COLOURS



Also available:

TSUNAMI 120 w/ RUDDER

TOURING

Multi-chined, V-shaped hull fuses tight tracking and stability – Slim and responsive – Premium Phase 3 outfitting for comfort – Excellent for novice and advanced users

TSUNAMI SERIES



TSUNAMI 125

Swift and agile, the spacious cockpit and deeper hull is the ideal day tripper for larger paddlers. Excels in tight, twisting environments.

SPECIFICATIONS

| | | | |
|--------|----------------|----------|-------------------|
| Length | 12'6" / 381 cm | Weight | 52 lbs. / 24 kg |
| Width | 26" / 66 cm | Capacity | 300 lbs. / 136 kg |

FEATURES

- Phase 3 Seating System
- Adjustable Padded Thigh Braces
- Slidelock Footbrace System
- 10" Bow Hatch
- Large Oval Domed Stern Hatch
- Bunjee Deck Rigging
- Soft Touch Handles
- Bow and Stern Bulkheads
- Paddle Holder

COLOURS



Also available:

TSUNAMI 125 W/ RUDDER



TSUNAMI 140 W/ RUDDER

This wildly popular, versatile kayak offers a balanced fit in cockpit size and length. All skill levels can take advantage of stability and performance features.

SPECIFICATIONS

| | | | |
|--------|--------------|----------|-------------------|
| Length | 14' / 427 cm | Weight | 59 lbs. / 27 kg |
| Width | 24" / 61 cm | Capacity | 300 lbs. / 136 kg |

FEATURES

- Phase 3 Seating System
- Adjustable Padded Thigh Braces
- Keepers Rudder Footbrace System
- 10" Bow Hatch
- 8" Domed Day Hatch
- Large Oval Domed Stern Hatch
- Bunjee Deck Rigging
- Soft Touch Handles
- Bow and Stern Bulkheads
- Paddle Holder
- BTS Rudder System

COLOURS



TSUNAMI 145 W/ RUDDER

Ample cockpit size and length without losing performance make this the choice for larger paddlers desiring extra gear storage capacity.

SPECIFICATIONS

| | | | |
|--------|----------------|----------|-------------------|
| Length | 14'6" / 442 cm | Weight | 60 lbs. / 27 kg |
| Width | 24.5" / 62 cm | Capacity | 350 lbs. / 159 kg |

FEATURES

- Phase 3 Seating System
- Adjustable Padded Thigh Braces
- Keepers Rudder Footbrace System
- 10" Bow Hatch
- 8" Domed Day Hatch
- Large Oval Domed Stern Hatch
- Bunjee Deck Rigging
- Soft Touch Handles
- Bow and Stern Bulkheads
- Paddle Holder
- BTS Rudder System

COLOURS





WILDERNESS SYSTEMS SEA KAYAKS

Engineered for maneuverability and responsiveness, a Wilderness Systems sea kayak becomes your outermost layer. Not just for the sea, this class of kayak is perfect for expeditions and extended camping trips in lakes and rivers, in addition to the ocean. Premium outfitting offers more comfort for longer trips, rougher conditions, and legendary tales.



TSUNAMI 160 w/ RUDDER

This ultra-comfortable kayak offers more speed and stability than a typical sea kayak. Rudder adds additional tracking for day trips to full expeditions.

SPECIFICATIONS

| | | | |
|--------|---------------|----------|-------------------|
| Length | 16' / 488 cm | Weight | 62 lbs. / 28 kg |
| Width | 23.5" / 59 cm | Capacity | 325 lbs. / 147 kg |

FEATURES

- Phase 3XP Seating System
- Adjustable Padded Thigh Braces
- Keepers Rudder Footbrace System
- 10" Bow Hatch
- 8" Domed Day Hatch
- Large Oval Domed Stern Hatch
- Bunjee Deck Rigging
- Soft Touch Handles
- Bow, Midship, and Stern Bulkheads
- BTS Rudder

COLOURS



SEA KAYAKS

Multi-chined, V-shaped hull fuses tight tracking and stability – Slim and responsive – Premium Phase 3 outfitting for comfort – Excellent for novice to advanced users

TSUNAMI SERIES



TSUNAMI 165 W/ RUDDER

Engineered for single or multi-day capacity, added depth is suitable for mid-to-larger sized paddlers while maintaining speed and efficiency necessary for longer trips.

SPECIFICATIONS

| | | | |
|--------|----------------|----------|-------------------|
| Length | 16'6" / 500 cm | Weight | 66 lbs. / 30 kg |
| Width | 23.75" / 60 cm | Capacity | 350 lbs. / 159 kg |

FEATURES

- Phase 3XP Seating System
- Adjustable Padded Thigh Braces
- Keepers Rudder Footbrace System
- 10" Bow Hatch
- 8" Domed Day Hatch
- Large Oval Domed Stern Hatch
- Bunjee Deck Rigging
- Soft Touch Handles
- Bow, Midship, and Stern Bulkheads
- BTS Rudder

COLOURS



TSUNAMI 165 PRO W/ RUDDER

Engineered for single or multi-day capacity, this composite edition handles agitated water and weather conditions with increased performance.

SPECIFICATIONS

| | | | |
|--------|----------------|----------|-------------------------|
| Length | 16'6" / 500 cm | Weight | (F) 61 lbs. / (F) 28 kg |
| Width | 23.75" / 60 cm | Capacity | 350 lbs. / 159 kg |

CONSTRUCTION

Vacuum formed Fibreglass construction with extensive core-mat reinforcement.

FEATURES

- Phase 3XP Seating System
- Adjustable Padded Thigh Braces
- Keepers Rudder Footbrace System
- 10" Kajak Sport Bow Hatch
- 8" Kajak Sport Day Hatch
- Oval Kajak Sport Stern Hatch
- Bunjee Deck Rigging
- Soft Touch Handles
- Bow, Midship, and Stern Bulkheads
- BTS Rudder

COLOURS



TSUNAMI 175 W/ RUDDER

The most storage capacity of the Tsunami line, it's the ultimate voyage machine for larger paddlers and larger loads.

SPECIFICATIONS

| | | | |
|--------|----------------|----------|-------------------|
| Length | 17'6" / 528 cm | Weight | 70 lbs. / 32 kg |
| Width | 24" / 61 cm | Capacity | 400 lbs. / 181 kg |

FEATURES

- Phase 3XP Seating System
- Adjustable Padded Thigh Braces
- Keepers Rudder Footbrace System
- 10" Bow Hatch
- 8" Domed Day Hatch
- Large Oval Domed Stern Hatch
- Bunjee Deck Rigging
- Soft Touch Handles
- Bow, Midship, and Stern Bulkheads
- BTS Rudder

COLOURS



SEA KAYAKS

NORTHSTAR

TEMPEST SERIES

Shallow V-hull for great control, edging, and speed - Calm or rough water conditions -
Balanced tracking and maneuverability -
Maximum cockpit comfort - Adjustable skeg



NORTHSTAR w/ RUDDER

Pairs with mixed skill levels can enjoy this large-sized touring tandem due to its rockered hull design that allows solid maneuverability even under a load.

SPECIFICATIONS

| | | | |
|--------|----------------|----------|-------------------|
| Length | 18'6" / 564 cm | Weight | 94 lbs. / 43 kg |
| Width | 29" / 74 cm | Capacity | 600 lbs. / 272 kg |

FEATURES

- Phase 3 Outfitting
- Molded In Thigh braces
- Keepers Rudder Footbrace System
- Neoprene w/ Hard Bow and Stern Hatch Covers
- Deck Rigging
- Soft Touch Handles
- Bow, Midship, and Stern Bulkheads

COLOURS



TEMPEST 165 PRO

Beautiful aesthetic and enhanced performance from composite construction make this one of the most acclaimed sea kayaks on the market.

SPECIFICATIONS

| | | | |
|--------|----------------|----------|-------------------------|
| Length | 16'6" / 503 cm | Weight | (F) 49 lbs. / (F) 22 kg |
| Width | 21.5" / 55 cm | Capacity | 300 lbs. / 136 kg |

CONSTRUCTION

Vacuum formed Fibreglass construction with extensive core-mat reinforcement.

FEATURES

- Fibreglass Constructions
- Phase 3XP Outfitting
- Adjustable Padded Thigh Braces
- Slidelock Footbrace System
- 10" Kajak Sport Bow Hatch
- 8" Kajak Sport Midship Hatch
- Oval Kajak Sport Stern Hatch
- Deck Rigging
- Soft Touch Handles
- Bow, Midship, and Stern Bulkheads
- Height Adjustable Drop Skeg

COLOURS



TEMPEST 170

Paddlers will relish the fusion of performance capabilities in this award-winning kayak.

SPECIFICATIONS

| | | | |
|--------|--------------|----------|-------------------|
| Length | 17' / 518 cm | Weight | 57 lbs. / 26 kg |
| Width | 22" / 56 cm | Capacity | 325 lbs. / 147 kg |

FEATURES

- Phase 3XP Outfitting
- Adjustable Padded Thigh Braces
- Slidelock Footbrace System
- 10" Domed Bow Hatch
- 8" Domed Midship Hatch
- Oval Domed Stern Hatch
- Deck Rigging
- Soft Touch Handles
- Bow, Midship, and Stern Bulkheads
- Height Adjustable Drop Skeg

COLOURS



SEA KAYAKS

ZEPHYR SERIES

The ultimate weekend adventure kayak -
Unmatched maneuverability and control - Ideal
for coastal explorations - Comfortably sized
cockpit - Adjustable skeg



TEMPEST 170 PRO

Composite material construction and innovative hull design make for the ultimate sea kayak for those who need to push their limits.

SPECIFICATIONS

| | | | |
|--------|--------------|----------|-------------------------|
| Length | 17' / 518 cm | Weight | (F) 51 lbs. / (F) 23 kg |
| Width | 22" / 56 cm | Capacity | 325 lbs. / 147 kg |

CONSTRUCTION

Vacuum formed Fibreglass construction with extensive core-mat reinforcement.

COLOURS



FEATURES

- Fibreglass Constructions
- Phase 3XP Outfitting
- Adjustable Padded Thigh Braces
- Slidelock Footbrace System
- 10" Kajak Sport Bow Hatch
- 8" Kajak Sport Midship Hatch
- Oval Kajak Sport Stern Hatch
- Deck Rigging
- Soft Touch Handles
- Bow, Midship, and Stern Bulkheads
- Height Adjustable Drop Skeg



ZEPHYR 160

When "calm" isn't marked on your map, this is the kayak with the performance to test your skill limits.

SPECIFICATIONS

| | | | |
|--------|--------------|----------|-------------------|
| Length | 16' / 488 cm | Weight | 54 lbs. / 25 kg |
| Width | 23" / 58 cm | Capacity | 300 lbs. / 136 kg |

FEATURES

- Phase 3XP Outfitting
- Adjustable Padded Thigh Braces
- Slidelock Footbrace System
- 10" Domed Bow Hatch
- 8" Domed Midship Hatch
- Oval Domed Stern Hatch
- Deck Rigging
- Soft Touch Handles
- Bow, Midship, and Stern Bulkheads
- Height Adjustable Drop Skeg

COLOURS



ZEPHYR 160 PRO

Striking design and comfort can't hide the performance capabilities of this kayak. Increased size and capacity is balanced by lightweight composite materials.

SPECIFICATIONS

| | | | |
|--------|--------------|----------|-------------------------|
| Length | 16' / 488 cm | Weight | (F) 48 lbs. / (F) 22 kg |
| Width | 23" / 58 cm | Capacity | 300 lbs. / 136 kg |

CONSTRUCTION

Vacuum formed Fibreglass construction with extensive core-mat reinforcement.

COLOURS



FEATURES

- Fibreglass Constructions
- Phase 3XP Outfitting
- Adjustable Padded Thigh Braces
- Slidelock Footbrace System
- 10" Kajak Sport Bow Hatch
- 8" Kajak Sport Midship Hatch
- Oval Kajak Sport Stern Hatch
- Deck Rigging
- Soft Touch Handles
- Bow, Midship, and Stern Bulkheads
- Height Adjustable Drop Skeg



WILDERNESS SYSTEMS FISHING/ANGLER

It's an instinct possessed only by anglers about what makes the perfect fishing kayak. So how did Wilderness Systems' kayak designers figure it out? They simply asked them.

Wilderness Systems has become the sport's most trusted name because of continuous development from year-round field testing and true user input. From innovative features like the SlideTrax outfitting system, to the renowned Tarpon series and innovative Commander hybrid series, the angler lineup is the most versatile and acclaimed kayak fishing fleet on the water today.



FISHING/ANGLER

#1 angler model on the market - SlideTrax rails and Orbix locking hatch outfitting

TARPON SERIES



TARPON 100 ANGLER

Versatile sit-on-top offers stunning performance for surf play, ponds, lakes, and bays. Larger tankwell boasts even more capacity than previous 14-foot models.

SPECIFICATIONS

| | | | |
|--------|---------------|----------|-------------------|
| Length | 10' / 305 cm | Weight | 60 lbs. / 27 kg |
| Width | 30.5" / 77 cm | Capacity | 325 lbs. / 147 kg |

FEATURES

- Phase 3 SOT Seating System
- Keepers Foot Brace System
- Orbix Bow and Midship Hatches
- Tankwell with Adjustable Bungee
- Comfort Carry Handles
- Side Carry Handles with Paddle Holder
- Rudder Ready
- SlideTrax Accessory System
- Cupholder and Gear Storage Pockets
- Self-Bailing Scupper Holes

ANGLER PACKAGE INCLUDES:

- 2 x Flush mount rode holders
- 1 x Slidetrax universal mount with Scotty Baitcaster rod holder
- 1 x Anchor cleat, anchor and line
- 1 x Anchor trolley kit

COLOURS



TARPON 120 ANGLER

This best-selling Tarpon is a versatile sit-on-top that's size isn't as extensive as its performance, yet still has plenty of room for any sized paddler and their gear.

SPECIFICATIONS

| | | | |
|--------|----------------|----------|-------------------|
| Length | 12'3" / 373 cm | Weight | 68 lbs. / 31 kg |
| Width | 30" / 76 cm | Capacity | 350 lbs. / 159 kg |

FEATURES

- Phase 3 SOT Seating System
- Keepers Foot Brace System
- Orbix Bow and Midship Hatches
- Tankwell with Adjustable Bungee
- Comfort Carry Handles
- Side Carry Handles with Paddle Holder
- Rudder Ready
- SlideTrax Accessory System
- Cupholder and Gear Storage Pockets
- Self-Bailing Scupper Holes

ANGLER PACKAGE INCLUDES:

- 2 x Flush mount rode holders
- 1 x Slidetrax universal mount with Scotty Baitcaster rod holder
- 1 x Anchor cleat, anchor and line
- 1 x Anchor trolley kit

COLOURS



FISHING/ANGLER COMMANDER



TARPON 140 ANGLER W/ RUDDER

Engineered to maintain stability and glide while also extending gear storage capacity. Ruddered version allows more versatile use in windy or rougher conditions.

SPECIFICATIONS

| | | | |
|--------|--------------|----------|-------------------|
| Length | 14' / 427 cm | Weight | 77 lbs. / 35 kg |
| Width | 28" / 71 cm | Capacity | 375 lbs. / 170 kg |

FEATURES

- Phase 3 SOT Seating System
- Keepers Rudder Foot Brace System
- Orbix Bow and Midship Hatches
- Tankwell with Adjustable Bungee
- Bungee Deck Rigging and Comfort Carry Handles
- Side Carry Handles with Paddle Holder
- BTS Rudder
- SlideTrax Accessory System
- Cupholder and Gear Storage Pockets
- Self-Bailing Scupper Holes

ANGLER PACKAGE INCLUDES:

- 2 x Flush mount rode holders
- 1 x Slidetrax universal mount with Scotty Baitcaster rod holder
- 1 x Anchor cleat, anchor and line
- 1 x Anchor trolley kit

COLOURS



TARPON 160 ANGLER W/ RUDDER

This well laid-out kayak maintains performance and dryness even when loaded down with gear. The kayak for long distance outings that tireless anglers swear by.

SPECIFICATIONS

| | | | |
|--------|--------------|----------|-------------------|
| Length | 16' / 488 cm | Weight | 79 lbs. / 36 kg |
| Width | 28" / 71 cm | Capacity | 375 lbs. / 170 kg |

FEATURES

- Phase 3 SOT Seating System
- Keepers Rudder Foot Brace System
- Orbix Bow and Midship Hatches
- Tankwell with Adjustable Bungee
- Bungee Deck Rigging and Comfort Carry Handles
- Side Carry Handles with Paddle Holder
- BTS Rudder
- SlideTrax Accessory System
- Cupholder and Gear Storage Pockets
- Self-Bailing Scupper Holes

ANGLER PACKAGE INCLUDES:

- 2 x Flush mount rode holders
- 1 x Slidetrax universal mount with Scotty Baitcaster rod holder
- 1 x Anchor cleat, anchor and line
- 1 x Anchor trolley kit

COLOURS



COMMANDER 120 ANGLER

Combines the innovative form of the Commander 120 hybrid kayak with the function of the SlideTrax outfitting system.

SPECIFICATIONS

| | | | |
|--------|----------------|----------|-------------------|
| Length | 12' / 366 cm | Weight | 68 lbs. / 31 kg |
| Width | 30.25" / 77 cm | Capacity | 400 lbs. / 181 kg |

FEATURES

- Freedom Elite Seating System
- Elevated Seating Area
- Extended Thigh and Knee Padding
- SlideLock Foot Brace System
- Bow and Stern Tankwells with Adjustable Bungee
- Partial Stern Bulkhead
- Rudder Ready
- SlideTrax Accessory System (Top and Side)
- Comfort Carry Handles and Replaceable Keel Skid Plate

ANGLER PACKAGE INCLUDES:

- (non Angler Commander 120 also available)
- 2 x Flush mount rode holders
- 1 x Slidetrax universal mount with Scotty Baitcaster rod holder
- 1 x Anchor cleat, anchor and line
- 1 x Anchor trolley kit
- (Optional reinforced mount for electric motor available)

COLOURS



VERSATILITY MEETS FISHABILITY

ENGINEERED FOR SPEED AND STABILITY

For the Angler with a season full of long days, long distances, and all kinds of water, the Tarpon series is the ultimate workhorse. The award-winning kayak design offers both agility and speed to zip from spot to spot, but also the right amount of stability for fighting against a fish or against rough waters. Now, run and gun doesn't come with a monthly payment.

LOAD UP WITHOUT SLOWING DOWN

The intuitive layout allows for a wide range of body sizes and gives easy access to gear stowed in the tankwell – plus plenty of space leftover for rigging. With the exclusive SlideTrax accessory system,

easily add and remove outfitting on the fly to trick out your kayak whenever and however. No drills necessary.

FULLY ADJUSTABLE. ALL DAY COMFORTABLE

Find the all-day comfort you'll need in the ergonomically designed Phase 3 seat. Unprecedented body fit from seat and precision adjustment settings, patented height-adjustable backrest, and leg supports with quick-adjusting technology.

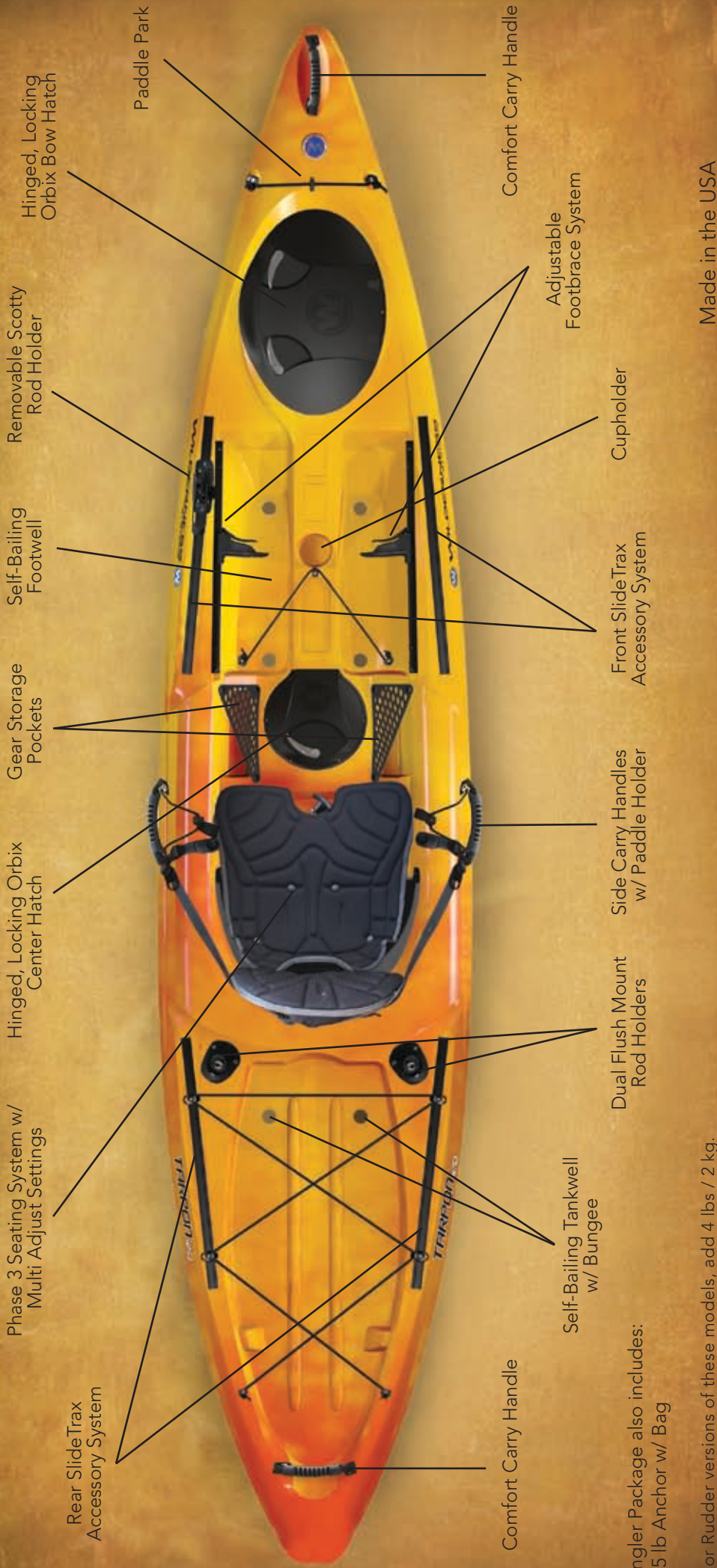
GO WHERE YOU'VE BEEN AND WHERE YOU HAVEN'T

From the flats, to ponds, to big water; tailing redfish, scouting big bass, or chasing smallies – the Tarpon series is the leading all-around sit-on-top kayak for anglers.



WILDERNESS
SYSTEMS





Angler Package also includes:
3.5 lb Anchor w/ Bag

*For Rudder versions of these models, add 4 lbs / 2 kg.

Made in the USA

TARPON 100 ANGLER

TARPON 120 ANGLER

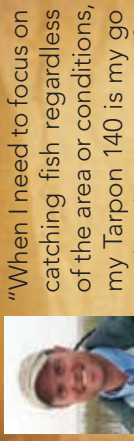
TARPON 140 ANGLER w/ RUDDER

TARPON 160 ANGLER w/ RUDDER

COLOURS

Refer to pages 15 and 16.

| TARPON | SEATING AREA | | STERN TANKWELL | | MIDSHIP HATCH | | BOW HATCH | | CAPACITY |
|-------------------|----------------|---------------|----------------|-------------|---------------|-------------|--------------|----------------|-------------------|
| | LENGTH | WIDTH | LENGTH | WIDTH | LENGTH | WIDTH | LENGTH | WIDTH | |
| Tarpon 100 Angler | 10' / 305 cm | 30.5" / 77 cm | 52" / 132 cm | 20" / 51 cm | 31" / 79 cm | 18" / 46 cm | 8.5" / 22 cm | 16.25" / 41 cm | 325 lbs. / 147kg |
| Tarpon 120 Angler | 12'3" / 373 cm | 30" / 76 cm | 52" / 132 cm | 20" / 51 cm | 42" / 107 cm | 18" / 46 cm | 8.5" / 22 cm | 16.25" / 41 cm | 350 lbs. / 159 kg |
| Tarpon 140 Angler | 14' / 427 cm | 28" / 71 cm | 52" / 132 cm | 20" / 51 cm | 50" / 127 cm | 18" / 46 cm | 8.5" / 22 cm | 16.25" / 41 cm | 375 lbs. / 170 kg |
| Tarpon 160 Angler | 16' / 488 cm | 28" / 71 cm | 52" / 132 cm | 20" / 51 cm | 55" / 140 cm | 18" / 46 cm | 8.5" / 22 cm | 16.25" / 41 cm | 375 lbs. / 170 kg |



"When I need to focus on catching fish regardless of the area or conditions, my Tarpon 140 is my go to kayak. Since I prefer fishing to paddling, I need a kayak that is a good fishing platform. From comfort to stability to rigging... the 140 does it all."

ERICK BELL

Wilderness Systems Pro Staff Member

SIT. STAND. FISH

The all-new Wilderness Systems Commander 120 is the perfect combination of a classic fishing platform and modern outfitting. The innovative design was the combined effort of our award-winning kayak design team with development input from the renowned Wilderness Pro Fishing Staff.

There are three different positions from which you can cast due to the hybrid sit-on-top/sit-inside kayak design. The pontoon-style hull is wide enough to easily stand on but also provides a surprisingly good burst of speed and performance in choppy conditions.

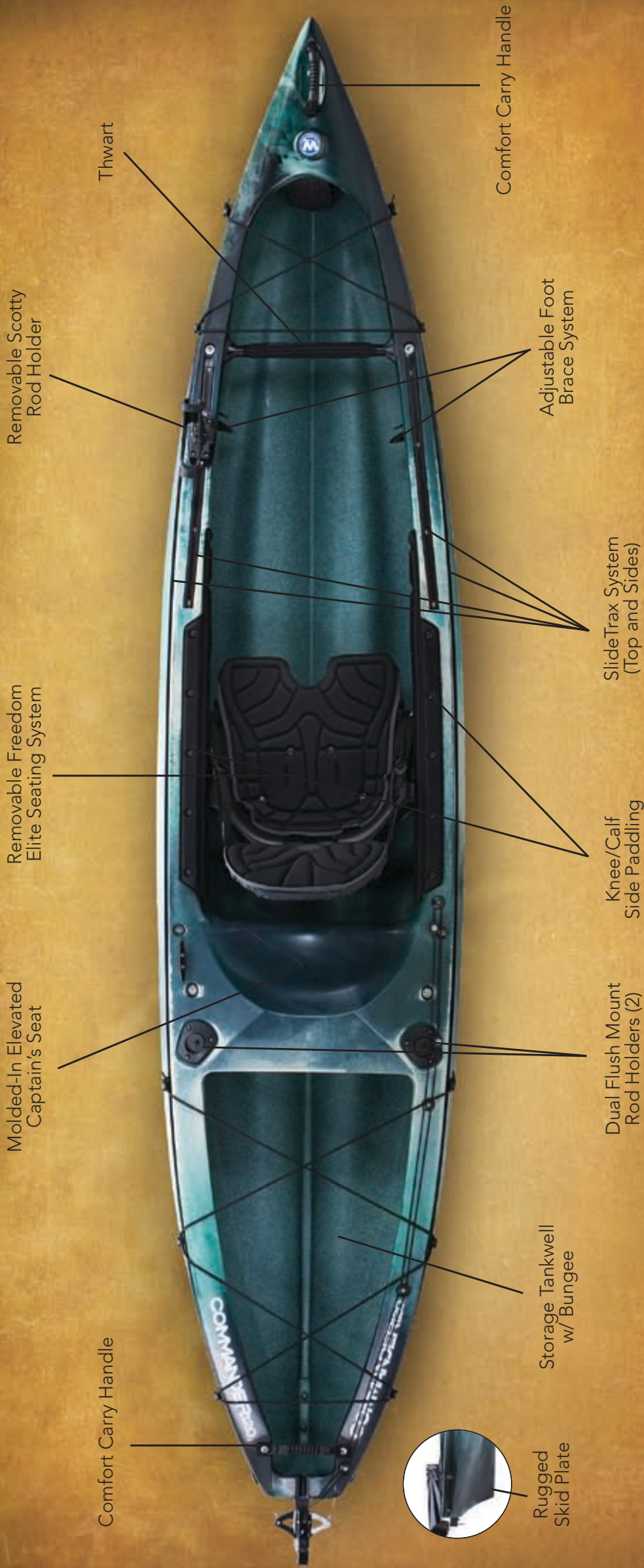
In the Commander 120, comfort is king. The dual-seating system allows anglers to sit fully on top of the kayak, and includes the folding, removable Freedom Elite Seating system to sit closer to

the waterline. Fully adjustable settings and ventilated padding are easy on the back, while side padding is easy on the knees and calves.

The SlideTrax accessory system located on top and sides allows for easy installation and quick removal of outfitting at any time without drilling. The Angler package comes with a SlideTrax ready Scotty rod holder and movable anchor trolley out of the box. And get a little extra power with the option to add an after-market trolling motor.

Drag it through the woods to access a secluded honey hole, launch at a roadside put in, or run and gun to multiple spots. Whether it's fishing for spawning bass or sight casting to tailing reds, the Commander is the only choice.





Angler Package also includes:
Anchor Kit and Slide Trax Anchor Trolley.
(Integral Trolling Motor Mount is optional)

Made in the USA

COMMANDER 120 ANGLER

(Rudder available as optional retro fit kit).

COLOURS

Refer to page 16.

| COMMANDER | | SEATING AREA | | STERN TANKWELL | | BOW TANKWELL | | CAPACITY |
|--------------|----------------|--------------|---------------|----------------|------------------|---------------|---------------|-------------------|
| LENGTH | WIDTH | LENGTH | WIDTH | LENGTH | WIDTH | LENGTH | WIDTH | |
| 12' / 366 cm | 30.25" / 77 cm | 55" / 140 cm | 20.5" / 52 cm | 39" / 99 cm | 20.25" / 51.5 cm | 16.5" / 42 cm | 15.5" / 39 cm | 400 lbs. / 181 kg |

Commander 120 Angler



"I never thought I could enjoy standing and fishing from a kayak for extended periods until I spent a day in the Commander 120. Sight fishing in it is a dream."

DEAN THOMAS

Pro Staff member and owner/operator of Slowride Guide Service

SLIDETRAX ACCESSORIES

SLIDETRAX SIDEBOARD

Designed for anglers who want to avoid obstructions across their lower legs. This flat mounting platform attaches to SlideTrax rails on one side of your hull and is perfect for fish finders and rod holders. It can also be used with the SlideTrax dashboard to secure an array of accessories.

Item #: 8025232
Colour: Dark Grey

SLIDETRAX TRANSDUCER ARM

No more frustration when deploying the transducer on a fish finder. Our Transducer Arm makes it easy when used in conjunction with the SlideTrax Sideboard. Can be easily pulled out of the water when not in use. Shown w/Sideboard (Not included)

Item #: 8025242
Colour: Dark Grey



SLIDETRAX TIE DOWNS (SET OF 4)

Make the most of the SlideTrax system on with this versatile and customizable set of tie-downs. Easily locked down, moved and removed via hex-head screws, they will accommodate line up to 1/4" (6mm) in diameter and are useful for anything from spare paddles to 60 liter waterproof food barrels.

Item #: 8025219



SLIDETRAX UNIVERSAL MOUNTING PLATE

Designed for the SlideTrax Rail System, the Universal Mount is easily installed and easily repositioned when desired. Its flat base is predrilled to accept most commonly preferred rod holders and fish finder bases. Can also be drilled for custom applications.

Item #: 8025239



SLIDETRAX UNIVERSAL MOUNTING PLATE W/ BAITCASTER

Fits like hand-in-glove or rod-n-reel, take your pick. This two-in-one package for the Slide Trax system includes a Universal Mounting plate and a Baitcaster rod holder.

Item #: 8025129



SLIDETRAX DASHBOARD

An angler's best friend. The Dashboard's base platform attaches easily into SlideTrax rails and mounts across the lower legs. It comes predrilled with holes that accommodate Scotty rod bases, and offers a wide variety of potential accessory configurations, including fishing rod mounts, GPS, fish finders, and more. Slotted edges on both ends accommodate varying kayak width and allow adjustment to desired position. Can be easily drilled to mount custom accessories. (Fits all SlideTrax equipped Tarpons)

Item #: 8025218
Colour: Black



SLIDETRAX WIDE DASHBOARD

An angler's best friend. The Dashboard's base platform attaches easily into SlideTrax rails and mounts across the lower legs. It comes predrilled with holes that accommodate Scotty rod bases, and offers a wide variety of potential accessory configurations, including fishing rod mounts, GPS, fish finders, and more. Slotted edges on both ends accommodate varying kayak width and allow adjustment to desired position. Can be easily drilled to mount custom accessories. (Fits all Commander Series)

Item #: 8025345
Colour: Black



SLIDETRAX TOOLBOARD

Enhance your dashboard with one easy attachment. The Tool Board easily attaches to the SlideTrax Dashboard, to hold pliers, lures and any fishing tool you might need. (Shown with Dashboard)

Item #: 8025346



SLIDETRAX ANCHOR TROLLEY

Slide your anchor for more productive fishing. Our Anchor Trolley, designed for our SlideTrax system, allows you to position your anchor along the side of your boat from bow to stern or any point in between. Face your boat up or down current to best present bait to the fish. (Available ONLY for Commander Series)

Item #: 8025126



COMMANDER 120 BOW BAG COVER

Double duty. The Bow Bag/Cover is a 2-in-1 cover and storage bag designed for the bow compartment of the Commander 120. Its 200d Nylon cover overlaps coaming on the side of the boat to provide dry seal and protect against waves, rain and spray. And its suspended mesh bag features a dropped half-moon zipper for easy access and to maximize top deck's ability to shed water. Secures to hull via 4 SlideTrax fittings.

Item #: 8025343



COMMANDER 120 STERN BAG COVER

Similar in features and design to the Bow Bag/Cover, but considerably larger to fit the larger stern compartment of the Commander 120 and provide dry seal and protection. Both bags offer dual carry handles, making it easy to lift out or drop into boat. Secures to hull via 6 SlideTrax fittings.


Item #: 8025344



FRESH FISH BAG

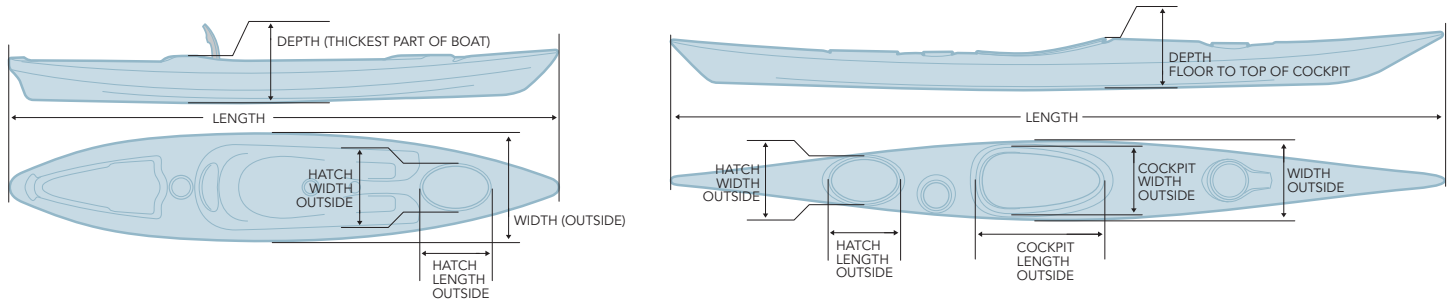
Convenient and capable. This insulated wedge-shaped bag features a quick-release fold over flap to easily store your day's catch and keep it fresh. Outfitted with clips to attach to deck fittings.

Item #: 8025127



WILDERNESS SYSTEMS BOAT SPECIFICATIONS

(F) denotes fiberglass construction.
*For Angler versions of these models, add 4.4 lbs / 2 kg.



| PAMLICO | | | | | COCKPIT | | STERN HATCH | | BOW HATCH | | CAPACITY |
|--------------|----------------|-------------|------------------|-------------|--------------|-------------|-------------|-------------|-----------|-------|-------------------|
| | LENGTH | WIDTH | WEIGHT | DEPTH | LENGTH | WIDTH | LENGTH | WIDTH | LENGTH | WIDTH | |
| Pamlico 135T | 13'6" / 411 cm | 31" / 79 cm | 71 lbs. / 32 kg* | 14" / 36 cm | 90" / 229 cm | 24" / 61 cm | 8.5 / 22 cm | 8.5 / 22 cm | NA | NA | 500 lbs. / 227 kg |

| PUNGO | | | | | COCKPIT | | STERN HATCH | | BOW HATCH | | CAPACITY |
|-----------|--------------|-------------|-----------------|-------------|--------------|-------------|----------------|----------------|-----------|-------|-------------------|
| | LENGTH | WIDTH | WEIGHT | DEPTH | LENGTH | WIDTH | LENGTH | WIDTH | LENGTH | WIDTH | |
| Pungo 120 | 12' / 366 cm | 29" / 74 cm | 49 lbs. / 22 kg | 13" / 33 cm | 57" / 145 cm | 22" / 56 cm | 16.25" / 41 cm | 10.75" / 27 cm | NA | NA | 325 lbs. / 147 kg |

| TARPON | | | | | SEATING WELL | | TANKWELL | | MIDSHIP HATCH | | BOW HATCH | | CAPACITY |
|-----------------------|----------------|---------------|------------------|----------------|---------------|-------------|---------------|-------------|---------------|-------------|----------------|----------------|-------------------|
| | LENGTH | WIDTH | WEIGHT | DEPTH | LENGTH | WIDTH | LENGTH | WIDTH | LENGTH | WIDTH | LENGTH | WIDTH | |
| Ripper | 8' / 244 cm | 30" / 76 cm | 41 lbs. / 19 kg | 15" / 38 cm | 50" / 127 cm | 18" / 46 cm | 16" / 41 cm | 19" / 48 cm | NA | NA | NA | NA | 225 lbs. / 102 kg |
| Tarpon 100* | 10' / 305 cm | 30.5" / 77 cm | 55 lbs. / 25 kg* | 15.25" / 39 cm | 52" / 132 cm | 20" / 51 cm | 31" / 79 cm | 18" / 46 cm | 8.5 / 22 cm | 8.5 / 22 cm | 8.5 / 22 cm | 8.5 / 22 cm | 325 lbs. / 147 kg |
| Tarpon 120* | 12'3" / 373 cm | 30" / 76 cm | 64 lbs. / 29 kg* | 13.75" / 35 cm | 52" / 132 cm | 20" / 51 cm | 42" / 107 cm | 18" / 46 cm | 8.5 / 22 cm | 8.5 / 22 cm | 16.25" / 41 cm | 10.75" / 27 cm | 350 lbs. / 159 kg |
| Tarpon 130T | 13' / 396 cm | 34" / 86 cm | 65 lbs. / 29 kg | 15" / 38 cm | 102" / 259 cm | 18" / 46 cm | 18.5" / 47 cm | 18" / 46 cm | 6 / 15 cm | 6 / 15 cm | NA | NA | 550 lbs. / 249 kg |
| Tarpon 140 w/ rudder* | 14' / 427 cm | 28" / 71 cm | 73 lbs. / 33 kg* | 14.5" / 37 cm | 52" / 132 cm | 20" / 51 cm | 50" / 127 cm | 18" / 46 cm | 8.5 / 22 cm | 8.5 / 22 cm | 16.25" / 41 cm | 10.75" / 27 cm | 375 lbs. / 170 kg |
| Tarpon 160 w/ rudder* | 16' / 488 cm | 28" / 71 cm | 75 lbs. / 34 kg* | 13.75" / 35 cm | 52" / 132 cm | 20" / 51 cm | 55" / 140 cm | 18" / 46 cm | 8.5 / 22 cm | 8.5 / 22 cm | 16.25" / 41 cm | 10.75" / 27 cm | 375 lbs. / 170 kg |

| TSUNAMI | | | | | COCKPIT | | STERN HATCH | | BOW HATCH | | CAPACITY |
|---------------------------|----------------|-----------------|-------------------------|----------------|---------------|----------------|--------------|--------------|------------|------------|-------------------|
| | LENGTH | WIDTH | WEIGHT | DEPTH | LENGTH | WIDTH | LENGTH | WIDTH | LENGTH | WIDTH | |
| Tsunami 120 | 12' / 366 cm | 25.5" / 65 cm | 49 lbs. / 22 kg | 15.25" / 39 cm | 35.5" / 90 cm | 19.1" / 49 cm | 18.5 / 47 cm | 12.5 / 32 cm | 10 / 25 cm | 10 / 25 cm | 275 lbs. / 125 kg |
| Tsunami 125 | 12.5' / 378 cm | 26" / 66.04 cm | 52 lbs. / 24 kg | 16" / 41 cm | 36" / 91 cm | 20" / 51 cm | 18.5 / 47 cm | 12.5 / 32 cm | 10 / 25 cm | 10 / 25 cm | 300 lbs. / 136 kg |
| Tsunami 140 w/ rudder | 14' / 427 cm | 24" / 61 cm | 60 lbs. / 27 kg | 15.16" / 39 cm | 35.4" / 90 cm | 19.4" / 49 cm | 18.5 / 47 cm | 12.5 / 32 cm | 10 / 25 cm | 10 / 25 cm | 300 lbs. / 136 kg |
| Tsunami 145 w/ rudder | 14.5' / 439 cm | 24.5" / 62 cm | 60 lbs. / 27 kg | 16" / 41 cm | 35.4" / 90 cm | 19.4" / 49 cm | 18.5 / 47 cm | 12.5 / 32 cm | 10 / 25 cm | 10 / 25 cm | 325 lbs. / 147 kg |
| Tsunami 160 w/ rudder | 16' / 488 cm | 23.375" / 59 cm | 62 lbs. / 28 kg | 14.8" / 38 cm | 35.1" / 89 cm | 18.8" / 48 cm | 18.5 / 47 cm | 12.5 / 32 cm | 10 / 25 cm | 10 / 25 cm | 325 lbs. / 147 kg |
| Tsunami 165 w/ rudder | 16.5' / 500 cm | 23.75" / 60 cm | 66 lbs. / 30 kg | 15" / 38 cm | 35.5" / 90 cm | 19.36" / 49 cm | 18.5 / 47 cm | 12.5 / 32 cm | 10 / 25 cm | 10 / 25 cm | 350 lbs. / 159 kg |
| Tsunami 165 PRO w/ rudder | 16.5' / 500 cm | 23.75" / 60 cm | (F) 55 lbs. / (F) 25 kg | 15" / 38 cm | 35.5" / 90 cm | 19.36" / 49 cm | 18.5 / 47 cm | 12.5 / 32 cm | 10 / 25 cm | 10 / 25 cm | 350 lbs. / 159 kg |
| Tsunami 175 w/ rudder | 17.5' / 533 cm | 24" / 61 cm | 71 lbs. / 32 kg | 15.8" / 40 cm | 36" / 91 cm | 20" / 51 cm | 18.5 / 47 cm | 12.5 / 32 cm | 10 / 25 cm | 10 / 25 cm | 400 lbs. / 181 kg |

| NORTHSTAR | | | | | COCKPIT | | STERN HATCH | | BOW HATCH | | CAPACITY |
|---------------------|----------------|-------------|-----------------|-------------|-------------|-------------|--------------|--------------|--------------|--------------|-------------------|
| | LENGTH | WIDTH | WEIGHT | DEPTH | LENGTH | WIDTH | LENGTH | WIDTH | LENGTH | WIDTH | |
| Northstar w/ rudder | 18'6" / 564 cm | 29" / 74 cm | 94 lbs. / 43 kg | 15" / 38 cm | 33" / 84 cm | 20" / 51 cm | 20.5 / 52 cm | 12.5 / 32 cm | 17.5 / 44 cm | 11.5 / 29 cm | 600 lbs. / 272 kg |

| TEMPEST | | | | | COCKPIT | | STERN HATCH | | BOW HATCH | | CAPACITY |
|-----------------|----------------|---------------|-------------------------|---------------|-------------|-------------|--------------|--------------|------------|------------|-------------------|
| | LENGTH | WIDTH | WEIGHT | DEPTH | LENGTH | WIDTH | LENGTH | WIDTH | LENGTH | WIDTH | |
| Tempest 165 PRO | 16'6" / 503 cm | 21.5" / 54 cm | (F) 49 lbs. / (F) 22 kg | 12.5" / 32 cm | 34" / 86 cm | 18" / 46 cm | 18.5 / 47 cm | 12.5 / 32 cm | 10 / 25 cm | 10 / 25 cm | 300 lbs. / 136 kg |
| Tempest 170 | 17' / 518 cm | 22" / 56 cm | 57 lbs. / 26 kg | 13.5" / 34 cm | 34" / 86 cm | 18" / 46 cm | 18.5 / 47 cm | 12.5 / 32 cm | 10 / 25 cm | 10 / 25 cm | 325 lbs. / 147 kg |
| Tempest 170 PRO | 17' / 518 cm | 22" / 56 cm | (F) 51 lbs. / (F) 23 kg | 13.5" / 34 cm | 34" / 86 cm | 18" / 46 cm | 18.5 / 47 cm | 12.5 / 32 cm | 10 / 25 cm | 10 / 25 cm | 325 lbs. / 147 kg |

| ZEPHYR | | | | | COCKPIT | | STERN HATCH | | BOW HATCH | | CAPACITY |
|----------------|--------------|-------------|-------------------------|-------------|---------------|-------------|--------------|--------------|--------------|--------------|-------------------|
| | LENGTH | WIDTH | WEIGHT | DEPTH | LENGTH | WIDTH | LENGTH | WIDTH | LENGTH | WIDTH | |
| Zephyr 160 | 16' / 488 cm | 23" / 58 cm | 55 lbs. / 25 kg | 17" / 43 cm | 35.4" / 90 cm | 19" / 48 cm | 18.5 / 47 cm | 13.7 / 35 cm | 10.7 / 27 cm | 10.7 / 27 cm | 300 lbs. / 136 kg |
| Zephyr 160 PRO | 16' / 488 cm | 23" / 58 cm | (F) 49 lbs. / (F) 22 kg | 17" / 43 cm | 35.4" / 90 cm | 19" / 48 cm | 18.5 / 47 cm | 13.7 / 35 cm | 10.7 / 27 cm | 10.7 / 27 cm | 300 lbs. / 136 kg |

| COMMANDER | | | | | SEATING AREA | | STERN TANKWELL | | BOW TANKWELL | | CAPACITY |
|----------------|--------------|----------------|-----------------|---------------|--------------|---------------|----------------|------------------|---------------|---------------|-------------------|
| | LENGTH | WIDTH | WEIGHT | DEPTH | LENGTH | WIDTH | LENGTH | WIDTH | LENGTH | WIDTH | |
| Commander 120* | 12' / 366 cm | 30.25" / 77 cm | 64 lbs. / 29 kg | 13.5" / 34 cm | 55" / 140 cm | 20.5" / 52 cm | 20.5" / 52 cm | 20.25" / 51.5 cm | 16.5" / 42 cm | 15.5" / 39 cm | 400 lbs. / 181 kg |

SEATING SYSTEMS

PHASE 3®



Amazingly comfortable outfitting with adjustment settings for backrest and leglifter that can be adjusted on the fly. Phase 3 lite does not include backrest adjustment options.

PHASE 3® SOT



This Phase 3 technology designed for sit on tops is engineered with a high-density foam seat for air circulation. Height-adjustable backrest and leg supports allow repositioning on the fly.

PHASE 3® XP



Comfortable and ergonomic outfitting package based on trusted Phase 3 technology. Consists of leg lifter, touring backband, and seatpads that contour to your body shape.

FREEDOM ELITE



Superior comfort and versatile use, the fully removable and stowable seat features an oversized backrest with leg lifter for full-body support. Also slides fore and aft in kayak.

KAJAK SPORT



The industry standard in rugged hatches, the Kajak Sport offers a reliable, water tight seal from the combination of a double sealing design and next-gen material construction.

ORBIX LOCKING



Innovative "turn-and-lock" hinged hatch cover makes gear access an easy affair. Latching cover with a tight seal is just as easy, simply lock in place with the lever.

DOMED



Durable push-on hatch covers make gear access easier than ever, while offering even drier storage from a true fitting, watertight seal.

KEEPERS



Durable footpegs reposition smoothly to one of many length settings by reaching forward with your hands to engage with track. Featured on most sit-on-top and rudder models.

SLIDELOCK™



Precision adjustment of footpegs for comfort and control is simple and convenient. Side located wands make it possible to reposition by hand on the fly without leaving the seat.

HATCH COVERS

FOOTBRACES

RUDDERS

BLADE TRACKING SYSTEM



Take control and gain paddling efficiency in windy and choppy conditions or in fast current. Rudder kayak models come with the BTS Rudder kit pre-installed.

RUDDER READY MODELS



Many models ship "rudder ready" with internal tubing that houses rudder cables pre-installed for simple, rapid addition of after-market rudder kits.

HANDLES

SOFT TOUCH & COMFORT CARRY



Ergonomic handles conform to the hand shape. Handle construction materials deliver a secure and comfortable grip. Loading, unloading, and carrying a kayak is easier than ever.

KAYAK KONSOLE

KAYAK KONSOLE



Carry your gear with the easy access center console. Includes Orbix locking hatch, universal cup holder, mesh pocket, and gear trays with plenty of dry storage space.

FISHING/ANGLER

ANGLER PACKAGES

Rigged for the ultimate fishing adventure the second it hits the water, Wilderness Systems Angler kayaks come pre-rigged with high quality gear used by professionals. The following Angler configurations are available:

COMMANDER 120

- SlideTrax Universal Mounting Plate w/ Scotty Rod Holder
- SlideTrax Anchor Trolley
- 3.5 lb Anchor Kit
- Flush Mount Rod Holder (2)

TARPON SERIES

- SlideTrax Universal Mounting Plate w/ Scotty Rod Holder
- SlideTrax Anchor Trolley
- 3.5 lb Anchor Kit
- Flush Mount Rod Holder (2)

SLIDETRAX™

For models equipped with the innovative SlideTrax system, owners can accessorize their boats easily with a growing line of extras without drilling or complicated adjustments.

SLIDETRAX™ ACCESSORIES

- SlideTrax Dashboard
- SlideTrax Toolboard
- SlideTrax Sideboard
- SlideTrax Universal Mounting Plate
- SlideTrax Transducer Deployment Arm (TDA)
- SlideTrax Universal Mounting Plate with Baitcaster Rod Holder
- SlideTrax Anchor Trolley

SLIDETRAX™



TOOLBOARD



SIDEBOARD



SIDEBOARD W/ TDA



MOUNTING PLATE



BAITCASTER



DASHBOARD



ANCHOR TROLLEY



COLOURS

| | | | |
|---|--------|---|---------------------------------------|
|  | RED |  | MANGO |
|  | ORANGE |  | LIME |
|  | BLUE |  | LIGHT BLUE |
|  | YELLOW |  | RED / BLACK / WHITE (COMPOSITE ONLY) |
|  | SIENNA |  | LIME / BLACK / WHITE (COMPOSITE ONLY) |



©2010 Wilderness Systems is a registered trademark of Confluence Watersports

PaddlePro Pty. Ltd.
PO Box 333 Cottesloe WA 6011
ABN 20 126 331 057

Sales Inquiries:
Telephone: (03) 9546 7486
Email: sales@paddlepro.com.au

Please Note

Great care has been taken to accurately present the information within this document. Some details may change prior to products being released /delivered. These and inseason changes may occur without notice. Where ever possible and deemed reasonably necessary, notification of these changes will be relayed to our dealers as soon as possible.

Happy paddling. PaddlePro Pty. Ltd.