




LAKE

"WHEN IT'S COMPLETELY STILL I LIKE TO PADDLE OUT BY MYSELF. EACH COVE HAS IT'S OWN SECRET. I FEEL LIKE I'M THE FIRST TO DISCOVER IT" MISSION // LAKE



This range of kayaks is ideal for lake cruising and day tripping. A great choice for beginners through to intermediate paddlers. Most of our kayaks in this range are fitted with easy to use expedition style rudders with simple toe operated footrests. Specially designed foam bulkheads provide dry storage areas and our drop down seats deliver increased stability. Enjoy your lake experience.

CONTOUR 450

VERSATILE MID SIZED TOURING KAYAK

DURABLE RUDDER SYSTEM FOR EASY INTUITIVE CONTROL. SELF-ADJUSTING, NON-SNAG WIRES AND HYDRODYNAMIC BLADE.



FEATURES A MOULDED SEAT AND ADJUSTABLE ERGONOMIC BACK REST FOR ADDED COMFORT.

MOULD IN ATTACHMENT POINTS.



BOW AND STERN GRAB HANDLES.

BOW AND STERN HATCHES AND BUNGY DECK RIGGING PROVIDE AMPLE STORAGE FOR LONG TRIPS.



UP AND DOWN HAUL IN FRONT FOR EASE OF OPERATION.

UPSWEPT, FLARED BOW KEEPS YOU DRY IN CHOPPY WATER.



www.missionkayaking.com



CONTOUR 450

A versatile mid sized touring kayak with dual channel tracking on the hull. Lots of storage area in the bow and stern and even placement on your deck for maps, GPS and guide books. A great kayak for lakes and sheltered waters or even that long scenic excursion.

DIMENSIONS: 450 x 62CM

WEIGHT: 26KG MAX LOAD: 181KG

FRONT HATCH: 50L REAR HATCH: 75L



CONTOUR 480

The next step up a larger and faster full sized fast touring kayak with dual channel tracking on the hull. Ample storage area in the bow and stern and even placement on your deck for maps, GPS and guide books. A great kayak for lakes and sheltered waters or even that long scenic excursion.

DIMENSIONS: 480 x 62CM

WEIGHT: 27KG MAX LOAD: 200KG

FRONT HATCH: 50L REAR HATCH: 75L



CONTOUR 490

A versatile fast tandem cockpit touring kayak with dual channel tracking in the hull. Ample storage area in the bow and stern and even placement on your deck for maps, GPS and guide books. A great kayak for sharing your lake experiences and camping expeditions.

DIMENSIONS: 487 x 80CM

WEIGHT: 35KG MAX LOAD: 230KG

FRONT HATCH: 50L REAR HATCH: 85L



SQUIRT

A great little performer at the lake, ideal for small adults and kids. This will be the kids favourite lake toy as it's so easy to use and is very stable and manoeuvrable, along with a comfortable moulded seat. Great for exploring those lake edges.

DIMENSIONS: 270 x 76CM

WEIGHT: 17KG MAX LOAD: 90KG



 **MISSION**

www.missionkayaking.com



'WE GET THE BEST OF BOTH WORLDS - THE PEACE OF MIND OF A SIT-ON-TOP KAYAK WITH THE SPEED AND EFFICIENCY OF A SEA KAYAK'

MISSION // OCEAN




▶ The latest kayak to join the Mission family offers the reliability and stability that comes with a sit-on-top kayak with the speed, efficiency and comfort of a traditional sea or touring kayak. This kayak has been designed to fit your body and be comfortably paddled long distances.


XSTREAM 420 | PEACE OF MIND, EASE OF USE AND STABILITY OF A SIT-ON-TOP WITH THE EFFICIENCY OF A SEA KAYAK



EASY TO CONTROL
WITH LOW DRAG,
SELF-ADJUSTING AND
HYDRODYNAMIC RUDDER
(EXPEDITION VERSION ONLY)



EASY TO CARRY
MOULDED SIDE,
FRONT AND REAR
CARRY HANDLES



KEEP YOUR DECK CLEAR
WITH RECESSED SIDE
COMPARTMENTS


**LOW PROFILE
REDUCES WINDAGE**
THE BOAT SITS LOW
IN THE WATER
SO CROSS WINDS
DON'T CREATE
RESISTANCE.



AMPLE STORAGE
LARGE TANKWELL
FOR STORING YOUR
BELONGINGS SAFELY



**SMOOTH AND FAST
PERFORMANCE
THROUGH THE WATER**
THE TRACKING HULL
MAKES LIFE EASIER IN
CHOPPY CONDITIONS




**SIT COMFORTABLY
FOR HOURS**
MOULDED AND CONTOURED
FOAM BACKREST AND SEAT PAD



**SHIELD ALL YOUR
BELONGINGS FROM
THE ELEMENTS**
STORE VALUABLES
INSIDE THE EASY
ACCESS STORAGE AREA
WITH POP-UP LID

**EXTRA BUOYANCY
AND WATER
TIGHTNESS** INTERNAL
BULKHEAD SEALS
OFF THE FRONT
SECTION OF THE
KAYAK (EXPEDITION
VERSION ONLY)



SHAPED TO FIT YOUR BODY
SPECIALLY DESIGNED
SEAT, DECK AND LEG
SPACE GIVES YOU
CONTINUOUS CONTACT
WITH THE KAYAK
ALLOWING OPTIMUM
PADDLING PERFORMANCE



**LARGE DRY
STORAGE SPACES**
LARGE 10" HATCHES
FOR STORAGE AND
KEEPING BELONGINGS
DRY IN COCKPIT AND
FRONT SECTION

Xstream 420: The facts

.....
Length // 420cm
Width // 73cm
Weight // 28kg
Max Load // 180kg

Colours Available



 **mission**

www.missionkayaking.com