



Distributed in Australia by:

PaddlePro
www.paddlepro.com.au

MAD RIVER CANOE

2010 / 2011 Product Catalogue





VERSATILE

∞ CANOES ∞



In much the same way that Rabbit felt confident on all manner of terrain, our Versatile Canoes will help you feel confident on both flat and white water adventures. The moderate rocker and durable material offer all around performance with minimal compromise: the best design for most water. If your paddling takes you from rivers to lakes, our Versatile Canoes are your best bet.

V E R S A T I L E C A N O E

EXPLORER SERIES

Manufactured TripleTough for years of rugged, maintenance-free reliability, the Explorer TTs also offer versatility and stability for tandem paddlers or the whole family.

15_{RX}

SPECIFICATIONS:

- Length: 14'9" / 449 cm
- Width (4" waterline): 33.75" / 86 cm
- Width (Gunwale): 35.75" / 91 cm
- Depth (Center): 14.25" / 36 cm
- Capacity: 850 lbs / 386 kg

Material: Royalex
Shallow Vee Hull
Moderate Rocker



All the benefits of the original in a compact design. You'll find it to be quite nimble in tighter waters and a spacious, stable solo canoe as well.

| GUNWALE | AVG WEIGHT | STANDARD FEATURES | AVAILABLE OPTIONS |
|---------|----------------|--|---|
| IQ2 | 62 lbs/28.2 kg | Vinyl IQ2 Gunwales, Web Seats, Yoke, IQ cupholders (2) | Additional Thwart, Skid Plates, Centre Seat |

14_{TT}

Specifications

- Length: 14'6" / 442 cm
- Width (4" waterline): 34" / 86 cm
- Width (Gunwale): 36" / 91 cm
- Depth (Center): 14.5" / 37 cm
- Capacity: 850 lbs / 386 kg

Material: Triple Tough TT
Shallow Vee Hull
Moderate Rocker



Well suited for confined waterways, the classic Shallow V-Hull also offers great tracking and comforting final stability.

| GUNWALE | AVG WEIGHT | STANDARD FEATURES | AVAILABLE OPTIONS |
|---------|--------------|--|-------------------|
| IQ2 | 72 lbs/33 kg | Vinyl IQ2 Gunwales, Web Seats, Yoke, IQ cupholders (2) | Rotmolded Seats |



WHITEWATER

∞ CANOES ∞



Rabbit's reputation as a trickster reminds us to incorporate an element of play in our days as well as our designs. And always end our day with a smile. We invite you to do the same and offer our Whitewater Canoes to help find the fun. These are very specialized boats for high level whitewater play. These tried and true designs can go anywhere a kayak can go and have won more than their share of whitewater championships.

OUTRAGE / CAPTION

When you say “play boat” the image in your head is the Outrage. Designed for different sized paddlers, select the edition that fits you best. And for tandem performance and agility, Caption is the only name you need to know.

OUTRAGE_{RX}

Specifications
 Length: 12' / 365 cm
 Width (4" waterline): 26.75" / 68 cm
 Width (Gunwale): 25.5" / 65 cm
 Depth (Center): 15.5" / 39 cm
 Capacity: 425 lbs / 193 kg

Material: Royalex
 Shallow Arch Hull
 Extreme Rocker



Royalex construction and proven design bring this canoe victories time and again. For the 190 pound and under paddler.

| GUNWALE | AVG WEIGHT | STANDARD FEATURES | AVAILABLE OPTIONS |
|---------|----------------|---|---|
| IQ2 | 52 lbs/23.6 kg | Vinyl IQ2 Gunwales, 2 Thwarts, IQ Cupholder (1) | Ready-To-Go Outfitting, Ready-To-Go Upgrade Outfitting, Skid Plates |

CAPTION_{RX}

Specifications
 Length: 14' / 427 cm
 Width (4" waterline): 30.5" / 77 cm
 Width (Gunwale): 30" / 76 cm
 Depth (Center): 15.5" / 39 cm
 Capacity: 850 lbs / 386 kg

Material: Royalex
 Shallow Arch Hull
 Extreme Rocker



The celebrated benchmark for tandem, open canoe, whitewater play boats.

| GUNWALE | AVG WEIGHT | STANDARD FEATURES | AVAILABLE OPTIONS |
|---------|--------------|--|-------------------|
| IQ2 | 53 lbs/24 kg | Vinyl IQ2 Gunwales, 2 Thwarts, IQ Cupholders (2) | Skid Plates |

Images shown for illustrative purposes only and do not match the described product exactly.



RECREATION

∞ CANOES ∞



The innovation we bring to the canoe industry is not limited to design and construction. We're constantly investigating new ways to grow our family of paddlers. For those who are newly introduced to this world or who are looking for a low maintenance solution for getting their family on the water, we offer our selection of Recreational Canoes. Easy paddling, multiple uses and virtually no upkeep, make these the ultimate grab-and-go boats.

ADVENTURE SERIES

This durable series is equally at home on the river as it is on open water. The Explorer Series tracks well and cruises on flat water and is seaworthy enough to handle chop, wind and waves with confidence.

14



All the performance and maintenance-free ease of the 16, with added stability and ease of handling.

Specifications

- Length: 14' / 427 cm
- Width (4" waterline): 34" / 86 cm
- Width (Gunwale): 33" / 84 cm
- Depth (Center): 14.5" / 37 cm
- Capacity: 875 lbs / 397 kg

Material: Polyethylene
Multi Chine Shallow Arch Hull
Slight Rocker



| GUNWALE | AVG WEIGHT | STANDARD FEATURES |
|----------|--------------|---|
| INTEGRAL | 75 lbs/34 kg | Padded Bow & Stern Seats with Padded Adjustable Backrests, Mesh Pockets (2), Gear Tray, Cupholders (6), |

16



Everything you want – contoured seats, padded adjustable backrests, even cup holders and center seats are standard. Squareback design supports a trolling motor without any modifications.

Specifications

- Length: 16' / 488 cm
- Width (4" waterline): 34" / 86 cm
- Width (Gunwale): 33" / 84 cm
- Depth (Center): 14" / 36 cm
- Capacity: 950 lbs / 431 kg

Material: Polyethylene
Multi Chine Shallow Arch Hull
Slight Rocker



| GUNWALE | AVG WEIGHT | STANDARD FEATURES |
|----------|--------------|---|
| INTEGRAL | 84 lbs/38 kg | Padded Center Seat, Padded Bow & Stern Seats with Padded Adjustable Backrests, Mesh Pockets (2), Gear Tray, Cupholders (6), Integral Stern Motor Mount for Electric Trolling Motors |



RIVER

∞ C A N O E S ∞



The question is inevitable. And the answer is yes. There is, in fact, a Mad River. Its waters run through Waitsfield, Vermont, where Mad River Canoe was first founded. Our River Canoes are good, adaptable boats designed with added emphasis on performance in moving waters, favoring maneuverability over tracking.

LEGEND SERIES

The shallow arch hull and moderate rocker of these canoes allow for effortless exploration and discovery of your favorite river along with all its treasures.

16_{RX}



Ideally suited for shallow, boisterous rivers with capacity for extended mixed water trips with or without gear.

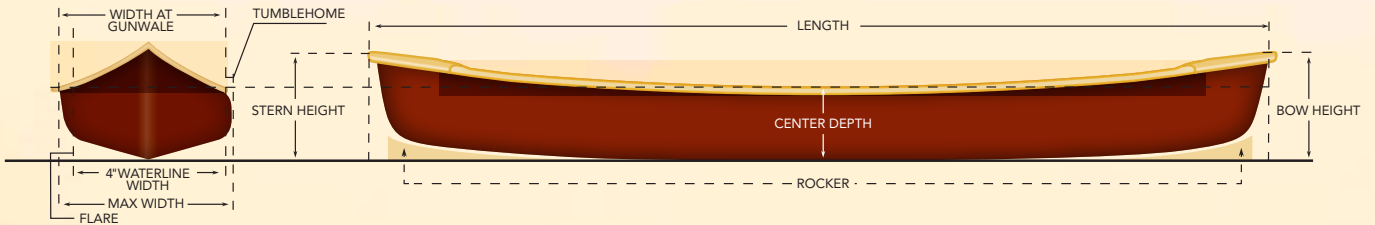
- Specifications
- Length: 16' / 488 cm
 - Width (4" waterline): 33.5" / 85 cm
 - Width (Gunwale): 33.5" / 85 cm
 - Depth (Center): 14.5" / 37 cm
 - Capacity: 1100 lbs / 499 kg

Material: Royalex
Shallow Arch Hull
Moderate Rocker

| GUNWALE | AVG WEIGHT | STANDARD FEATURES | AVAILABLE OPTIONS |
|---------|--------------|--|---|
| IQ2 | 72 lbs/33 kg | Vinyl IQ2 Gunwales, Web Seats, Yoke, Thwart, IQ cupholders (2) | Cane Seats, Additional Thwart, Skid Plates, Centre Seat |

Images shown for illustrative purposes only and do not match the described product exactly.

CANOE SPECIFICATIONS



| CANOES | LENGTH | WIDTH | | | DEPTH | | | ROCKER | | CAPACITY 6" FREEBOARD | AVERAGE WEIGHT |
|----------------|-----------------|----------------|----------------|----------------|----------------|---------------|----------------|--------------|---------------|--------------------------|----------------|
| | | GUNWALE | @ 4" WATERLINE | MAXIMUM | @ CENTER | @ BOW | @ STERN | @ BOW | @ STERN | | |
| Explorer 15 RX | 14' 9" / 449 cm | 35.75" / 91 cm | 33.75" / 86 cm | 35.75" / 91 cm | 14.25" / 36 cm | 21" / 53 cm | 20" / 51 cm | 2.25" / 6 cm | 2.25" / 6 cm | 850 lbs / 386 kg | 62 lbs / 28 kg |
| Explorer 14 TT | 14' 6" / 442 cm | 36" / 91 cm | 33.75" / 86 cm | 35.75" / 91 cm | 14.75" / 37 cm | 22" / 56 cm | 21" / 53 cm | 2.25" / 6 cm | 2.25" / 6 cm | 850 lbs / 386 kg | 72 lbs / 33 kg |
| Outrage RX | 12' / 365 cm | 25.5" / 65 cm | 26.75" / 68 cm | 28.25" / 72 cm | 15.5" / 39 cm | 23.5" / 59 cm | 22.25" / 57 cm | 5.5" / 14 cm | 5.75" / 14 cm | 425 lbs / 193 kg | 81 lbs / 37 kg |
| Caption RX | 14' / 428 cm | 30" / 76 cm | 30.5" / 77 cm | 32" / 81 cm | 15.5" / 39 cm | 23" / 59 cm | 23" / 59 cm | 5" / 13 cm | 5" / 13 cm | 850 lbs / 386 kg | 58 lbs / 26 kg |
| Adventure 14 | 14' / 427 cm | 33" / 84 cm | 34" / 86 cm | 37" / 94 cm | 14.5" / 37 cm | 21" / 53 cm | 18" / 46 cm | 1" / 3 cm | .5" / 1 cm | 875 lbs / 397 kg | 75 lbs / 33 kg |
| Adventure 16 | 16' / 488 cm | 33" / 84 cm | 31" / 79 cm | 37" / 94 cm | 14.75" / 37 cm | 20" / 51 cm | 19" / 48 cm | 1" / 2.5 cm | 1" / 2.5 cm | 1,000 lbs / 454 kg | 81 lbs / 37 kg |
| Legend 15 RX | 15' / 457 cm | 33.5" / 85 cm | 33" / 84 cm | 33.5" / 85 cm | 14.5" / 37 cm | 22" / 56 cm | 20" / 51 cm | 2" / 5 cm | 2" / 5 cm | 960 lbs / 435 kg | 66 lbs / 30 kg |

ROTOMOLDED & TRIPLE TOUGH COLOURS



Red



Sand

ROYALEX COLOURS
(ALL COLOURS NOT AVAILABLE ON ALL MODELS)



Cobalt



Olive

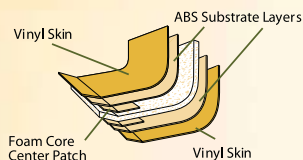


Red

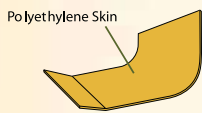
Colours may vary slightly from those shown in catalogue. Variations in colour are not covered by warranty. All colours not available on all models.

CONSTRUCTION

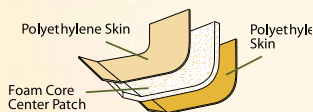
HULL MATERIALS



ROYALEX® RX Royalex is a vacuum-formed sheet laminate consisting of external vinyl layers enclosing multiple ABS plastic layers and a foam core. Not all Royalex is the same. Each canoe is made of a specific Royalex sheet designed for the intended use of that canoe. Royalex is very resistant to impact and its moderate weight makes it the preferred material for paddlers wanting to balance durability and weight in demanding conditions. It has "memory," allowing it to distort to absorb impact and then rebound to original form after pressure is relieved. Royalex is repairable should the worst-case scenario ever occur.



POLYETHYLENE Single solid layer of linear high-density polyethylene is used exclusively in our economically priced Adventure 14+16s. Polyethylene has excellent abrasion and impact resistance but if unsupported is too flexible for efficient paddling. Rather than simply put a reinforcing pole down the center of the hull we opted to integrate the hull and deck structure to provide the necessary rigidity and gain the strength available in a uni-body style construction. The result is a very tough and virtually maintenance free hull at a very modest price. Weight is comparable to TT hulls.



TRIPLE TOUGH™ TT Mad River's proprietary polyethylene skin/foam/skin hull material produces a tough, durable, maintenance-free, value-priced hull. Foam core provides integral flotation and stiffness. High density linear polyethylene skins provide superior impact protection and are repairable. TT hulls average about 15 - 20% heavier than Royalex and offer similar performance characteristics.

ACCESSORIES

FOR EXPLORER (IQ /IQ2) SERIES



IQ BOW/TANDEM SPRAYSHIELD Mounted on the bow or stern, the Spray Shield deflects and diverts spray, sheds rain, and provides shade for the legs when the sun beats down. Stayed design keeps sprayshield from sagging. Side zipper makes installation or removal and access to gear easy and fast.



IQ/IQ2 BELLY COVER The Belly Cover provides water repellent protection, stayed construction maintains the crown to provide ample room for legs for access to gear, and to shed water. Side zipper makes for easy installation, removal, or access to gear.



IQ/IQ2 LASH-IN SYSTEM There's more than one way to rig your boat with the Mad River Canoe Lash System. Fittings slide in and out and adjust to give you more options in how you rig your lashing for flotation bags or gear. Can be cut to fit specific location. (Cord not included.)

FOR EXPLORER AND ADVENTURE SERIES



CROSS BAR MOTOR MOUNT A serious accessory for devoted motorised canoeists. Heavy duty anodised aluminium cross bar braces hardwood oak transom block. Secures via angle clamps to most gunwales. Can be adapted to fit either side of canoe. Capable of supporting a 2hp petrol or 35lb thrust electric motor. Easily attached & detached for transport & storage. Note: some modification may be required for fitting to some canoes.

PaddlePro Pty. Ltd.
PO Box 333 Cottesloe WA 6011
ABN 20 126 331 057

Sales Inquiries:
Telephone: (03) 9546 7486
Email: sales@paddlepro.com.au

Please Note
Great care has been taken to accurately present the information within this document. Some details may change prior to products being released /delivered. These and inseason changes may occur without notice. Where ever possible and deemed reasonably necessary, notification of these changes will be relayed to our dealers as soon as possible. Happy paddling. PaddlePro Pty. Ltd.

Mad River Canoes are covered by a Limited Lifetime Warranty*.
Mad River Canoe is a registered trademark of Confluence Watersports.

*Some limitations apply.